



ESTIMATED VARIABLE COSTS - Per Hour

Citation CJ3

Fuel (1)	\$930.52	\$-	\$-
Fuel Additives	-	-	-
Lubricants	-	-	-
Maintenance Labor (2)	106.95	-	-
Parts Airframe/Eng/Avion (3)	85.29	-	-
Engine Restoration (4)	252.90	-	-
Thrust Reverser Allowance	-	-	-
Propeller Allowance	-	-	-
APU Allowance	-	-	-
Major Periodic Maintenance	-	-	-
Misc Exp. - Landing/Parking	13.69	-	-
- Crew Expenses	62.44	-	-
- Supplies/Catering	29.70	-	-
- Carbon Offset (5)	-	-	-
- Other	-	-	-
Fractional Cost/Hour + Tax	-	-	-
Total Variable Cost/Hour	\$1,481.49	\$-	\$-
Average Speed-Kts. (6) 600-nm trip	383.00	-	-
Cost per Nautical Mile	\$3.87	\$-	\$-

Cost data in this report is intended to be used as a benchmark

FOOTNOTES - Size of Operation: 1 - 2 Aircraft

Date: 5/26/2010

Currency: \$

Type of Operation:

Corporate

1. Fuel Cost	5.41	-	-
Gallons/Hour Blk Fuel/Flt Time +15%	172	-	-
2. Maint. Labor Cost per Hour	93	-	-
Maint. Hours/Flight Hours	1.15	-	-
3. Incl. Engine Parts Cost	No		
Engine Model	FJ44-3A		
Aircraft Model Year	New		
4. Overhaul Cost Source	JSSI Prem09		
5. CO2 Cost Per Tonne	-	-	-
6. Block Speed Source	Mftr Data		



ANNUAL FIXED COSTS

Citation CJ3

Crew salaries - Captain (7)	\$90,000	\$-	\$-
- Co Pilot	58,000	-	-
- Flt Attendant	-	-	-
- Flt Eng/Other	-	-	-
- Benefits	44,400	-	-
Hangar - Typical	37,100	-	-
Insurance - Hull (8)	24,450	-	-
Single Limit Liability	11,250	-	-
Recurrent Training	27,600	-	-
Aircraft Modernization (9)	20,000	-	-
Navigation Chart Service	4,429	-	-
Refurbishing (10)	16,740	-	-
Computer Mx. Program (11)	2,700	-	-
Weather Service (12)	700	-	-
Other Fixed Costs	-	-	-
Mgmt Fee/Yr + Tax	-	-	-
Total Fixed Cost/Year	\$337,369	\$-	\$-

Cost data in this report is intended to be used as a benchmark

FOOTNOTES - Size of Operation: 1 - 2 Aircraft

Date: 5/26/2010

Currency: \$

7. Crew Salary Source	09 NBAA		
Number of Crew	2	-	-
8. Ins Hull Value/Frac Share Cost	8,150,000	-	-
Hull Insurance Rate (%)	0.30	-	-
9. Modernization	10 Yr Avg		
10. Refurbish Labor Hrs/Seat	30	-	-
11. Comp. Mx Program Source	Typical		
12. Weather Service Source	Typical		



ANNUAL BUDGET

Citation CJ3

Utilization - Nt. Miles	175,000	-	-
- Hours	457	-	-
Variable Cost	677,039	-	-
Fixed Cost	337,369	-	-
Total Cost (No Depreciation)	\$1,014,408	\$-	\$-
- Per Hour	2,220.00	-	-
- Per Nt. Mile	5.80	-	-
- Per Seat Nt. Mile	0.97	-	-
Total Cost (No Depreciation)	1,014,408	-	-
Book Depreciation (13)	815,000	-	-
Total Cost (Book Dep)	\$1,829,408	\$-	\$-
- Per Hour	4,003.00	-	-
- Per Nt. Mile	10.45	-	-
- Per Seat Nt. Mile	1.74	-	-
Total Cost (No Depreciation)	1,014,408	-	-
Market Depreciation (14)	326,000	-	-
Total Cost (Market Dep.)	\$1,340,408	\$-	\$-
- Per Hour	2,933.00	-	-
- Per Nt. Mile	7.66	-	-
- Per Seat Nt. Mile	1.28	-	-

Cost data in this report is intended to be used as a benchmark

Footnotes - Size of Operation: 1 - 2 Aircraft

Date: 5/26/2010

Currency: \$

13. Book Depreciation Rate 10% per yr

14. Market Depreciation Rate 4.00



GENERAL COMPARISON

Citation CJ3

Cabin-Height (Ft.)	4.75	-	-
- Width	4.83	-	-
- Length	15.67	-	-
Cabin volume (Cu. Ft.)	283.00	-	-
Cabin Door Height (Ft.)	4.25	-	-
- Width	2.00	-	-
Baggage -Int. (Cu.Ft.)	-	-	-
- External	65.00	-	-
Typical Crew/Pass Seating	2/6		
Weight-Max Take-off (Lbs.)	13,870	-	-
- Maximum Landing	12,750	-	-
- Basic Operating	8,585	-	-
- Usable Fuel	4,710	-	-
Payload-Full Fuel (Lbs.)	775	-	-
- Maximum	1,925	-	-
Certified/IFR Certified	Yes/Yes		
Price - New (Corporate)/1000	8,150	-	-
- Pre Owned Rng/1000	4,700/8,056		
- Years Produced	2004 - to present		

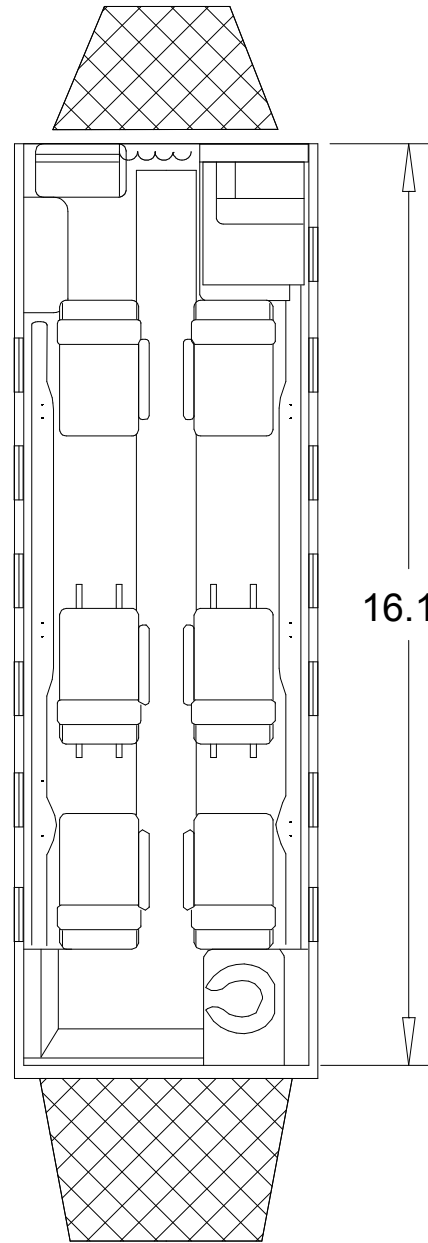
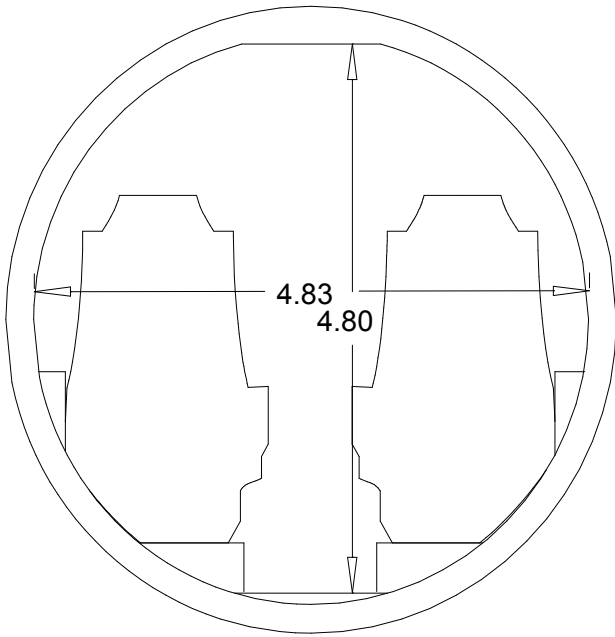
PERFORMANCE COMPARISON

Citation CJ3

Range-NBAA IFR Res (N.Mi.)			
Seats Full	1,488	-	-
Ferry Range - (Pilot(s) only, no pax)	1,908	-	-
Range-30 Min. Res (N.Mi.)			
Seats Full	-	-	-
Ferry Range - (Pilot(s) only, no pax)	-	-	-
Balanced Field Length (Ft.)	3,440	-	-
Landing Distance - FAR 121	4,200	-	-
Rate Of Climb (Ft/Min)	4,478	-	-
- One Engine Out	1,090	-	-
Cruise Speed-Max (KTAS)	417	-	-
- Normal	417	-	-
- Long Range	348	-	-
Stall Speed (IAS)	82	-	-
Ceiling-Service MTOW (Ft.)	45,000	-	-
- Service OEI	26,250	-	-
- Hover IGE (Helicopter Only)	-	-	-
- Hover OGE (Helicopter Only)	-	-	-

INTERIOR

Scale = 1:20

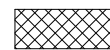


Scale = 1:40

Citation CJ3

Orleans, Massachusetts (508)255-5975

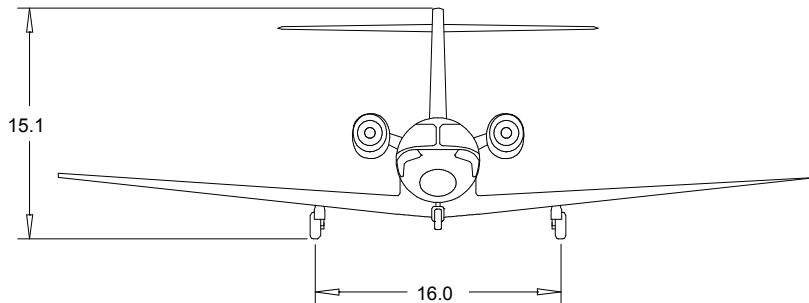
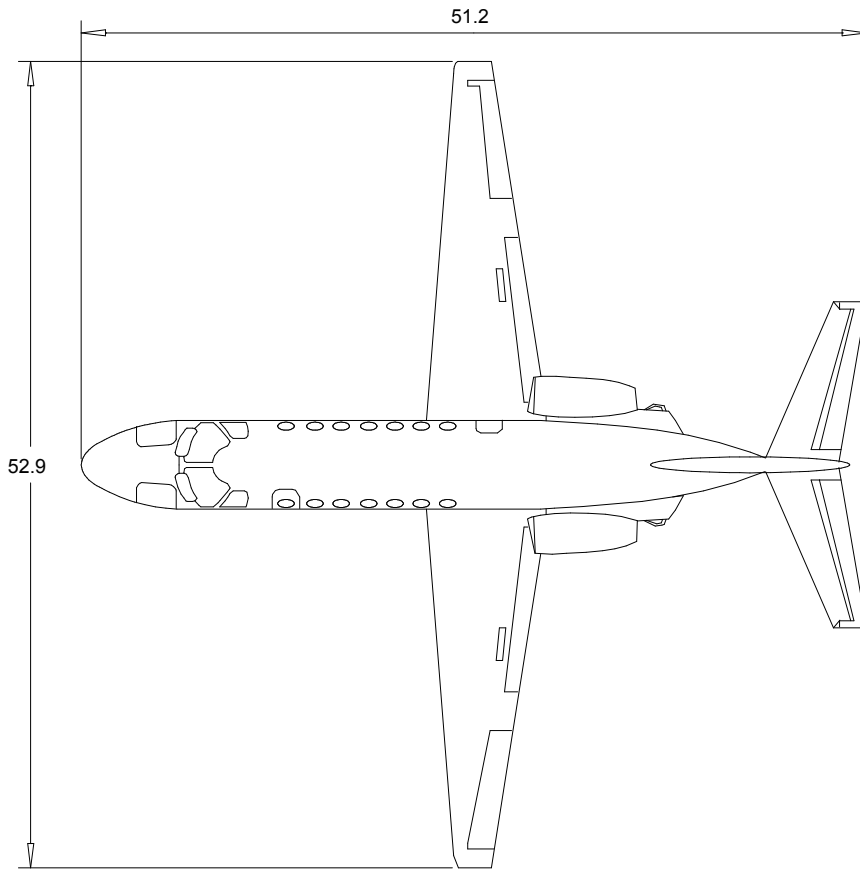
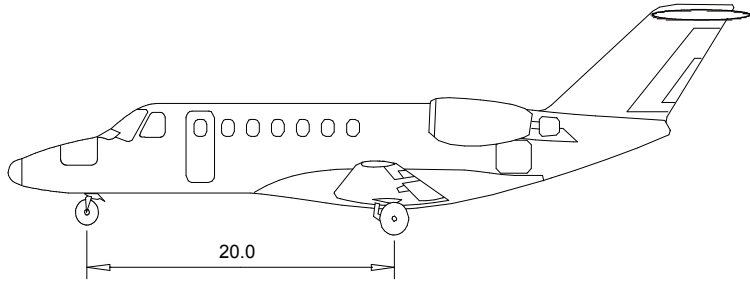
© 2006 Conklin & de Decker Associates, Inc.

 - Baggage

All dimensions are measured in Feet unless otherwise specified.

EXTERIOR

Scale = 1:150



All dimensions are measured in Feet unless otherwise specified.

Citation CJ3

Orleans, Massachusetts (508)255-5975

© 2006 Conklin & de Decker Associates, Inc.