



Hawker 800XP

The Hawker 800 won its Supplemental Type Certificate (STC) in 1984. It is essentially a Hawker 700 with Honeywell's up-rated TFE 731-5R engines replacing the earlier TFE 731-3 engines and a slightly, redesigned exterior cockpit. With the -3 engines the Hawker 700 was a sluggish performer on hot days and at higher altitudes. With the -5 engines, and their 600 pounds of additional thrust, these performance deficiencies were corrected and also added 430 NM to its range. 307 model 800s were produced

In 1995 Raytheon introduced the XP version of the 800. The TFE731-5BR engines on the 800XP, produced 360 pounds of additional thrust, which significantly improved Balanced Field Lengths and added 80 nm to its cruising range. The aircraft is also equipped with the Collins Pro Line 21 avionics suite.

The Hawker 800XP was in production until 2005.



ESTIMATED VARIABLE COSTS - Per Hour

Hawker 800XP

Fuel (1)	\$1,891.50	\$-	\$-
Fuel Additives	-	-	-
Lubricants	-	-	-
Maintenance Labor (2)	133.50	-	-
Parts Airframe/Eng/Avion (3)	126.06	-	-
Engine Restoration (4)	320.23	-	-
Thrust Reverser Overhaul	3.21	-	-
Propeller Overhaul	-	-	-
APU Overhaul	35.81	-	-
Major Periodic Maintenance	-	-	-
Misc Exp. - Landing/Parking	23.10	-	-
- Crew Expenses	70.00	-	-
- Supplies/Catering	36.00	-	-
- Other	-	-	-
Fractional Cost/Hour + Tax	-	-	-
Total Variable Cost/Hour	\$2,639.41	\$-	\$-
Average Speed-Kts. (5) 600-nm trip	403.00	-	-
Cost per Nautical Mile	\$6.55	\$-	\$-

FOOTNOTES - Size of Operation: 1 - 2 Aircraft

Date: 12/12/2008

Currency: \$

Type of Operation:

Corporate

1. Fuel Cost	6.50	-	-
Gallons/Hour	291	-	-
2. Maint. Labor Cost per Hour	89	-	-
Maint. Hours/Flight Hours	1.50	-	-
3. Incl. Engine Parts Cost	No		
Model	TFE 731-5BR-1H		
4. Overhaul Cost Source	JSSI Comp08		
5. Block Speed Source	Mftr-Data		



ANNUAL FIXED COSTS

Hawker 800XP

Crew salaries - Captain (6)	\$100,100	\$-	\$-
- Co Pilot	72,000	-	-
- Flt Eng/Other	-	-	-
- Benefits	51,630	-	-
Hangar - Typical	34,700	-	-
Insurance - Hull (7)	26,910	-	-
Admitted Liability	1,750	-	-
Legal Liability	13,750	-	-
Recurrent Training	47,200	-	-
Aircraft Modernization (8)	35,000	-	-
Navigation Chart Service	4,166	-	-
Refurbishing (9)	28,480	-	-
Computer Mx. Program (10)	9,500	-	-
Weather Service (11)	700	-	-
Other Fixed Costs	-	-	-
Mgmt Fee/Yr + Tax	-	-	-
Total Fixed Cost/Year	\$425,886	\$-	\$-

FOOTNOTES -

Size of Operation: 1 - 2 Aircraft

Date: 12/12/2008

Currency: \$

6. Crew Salary Source	07 NBAA		
Number of Crew	2	-	-
7. Ins Hull Value/Frac Share Cost	11,700,000	-	-
Hull Insurance Rate (%)	0.23	-	-
8. Modernization	10 Yr Avg		
9. Refurbish Labor Hrs/Seat	40	-	-
10. Comp. Mx Program Source	Typical		
11. Weather Service Source	Typical		



ANNUAL BUDGET

Hawker 800XP

Utilization - Nt. Miles	175,000	-	-
- Hours	434	-	-
Variable Cost	1,145,504	-	-
Fixed Cost	425,886	-	-
Total Cost (No Depreciation)	\$1,571,390	\$-	\$-
- Per Hour	3,621.00	-	-
- Per Nt. Mile	8.98	-	-
- Per Seat Nt. Mile	1.12	-	-
Total Cost (No Depreciation)	1,571,390	-	-
Book Depreciation (12)	1,170,000	-	-
Total Cost (Book Dep)	\$2,741,390	\$-	\$-
- Per Hour	6,317.00	-	-
- Per Nt. Mile	15.67	-	-
- Per Seat Nt. Mile	1.96	-	-
Total Cost (No Depreciation)	1,571,390	-	-
Market Depreciation (13)	468,000	-	-
Total Cost (Market Dep.)	\$2,039,390	\$-	\$-
- Per Hour	4,699.00	-	-
- Per Nt. Mile	11.65	-	-
- Per Seat Nt. Mile	1.46	-	-

Footnotes - Size of Operation: 1 - 2 Aircraft

Date: 12/12/2008

Currency: \$

12. Book Depreciation Rate	10% per yr	-	-
13. Market Depreciation Rate	4.00	-	-



GENERAL COMPARISON

Hawker 800XP

Cabin-Height (Ft.)	5.75	-	-
- Width	6.00	-	-
- Length	21.30	-	-
Cabin volume (Cu. Ft.)	604.00	-	-
Cabin Door Height (Ft.)	4.30	-	-
- Width	2.25	-	-
Baggage -Int. (Cu.Ft.)	48.00	-	-
- External	-	-	-
Typical Crew/Pass Seating	2/8		
Weight-Max Take-off (Lbs.)	28,000	-	-
- Maximum Landing	23,350	-	-
- Basic Operating	16,250	-	-
- Usable Fuel	10,000	-	-
Payload-Full Fuel (Lbs.)	1,750	-	-
- Maximum	2,050	-	-
Certified/IFR Certified	Yes/Yes		
Price - New (Corporate)/1000	13,208.00	-	-
- Pre Owned Rng/1000	7,300/11,700		
- Years Produced	1995 - 2005		

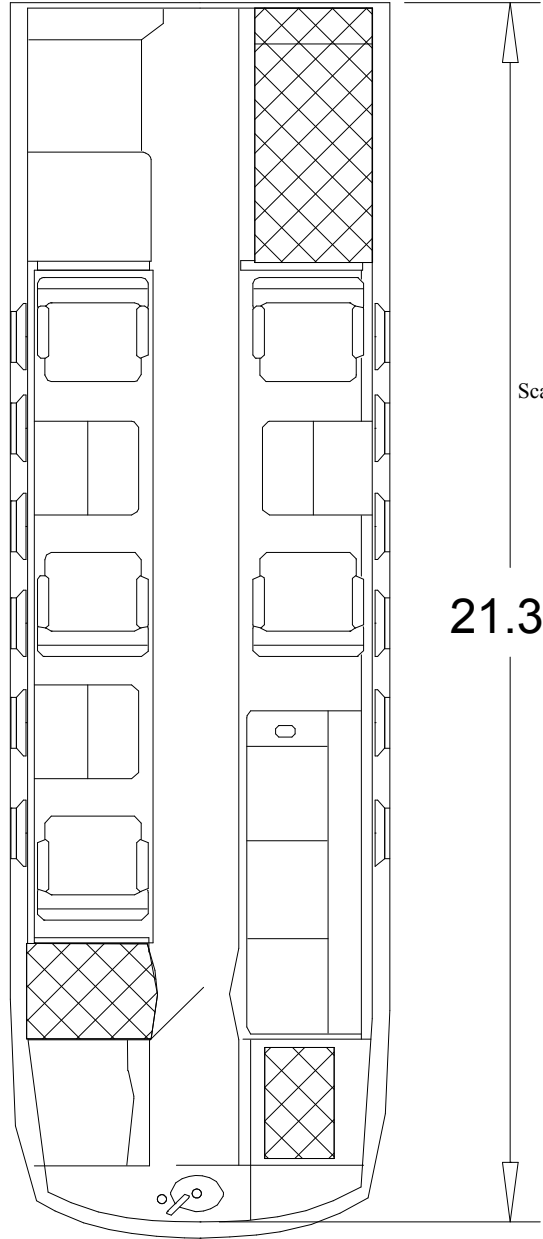
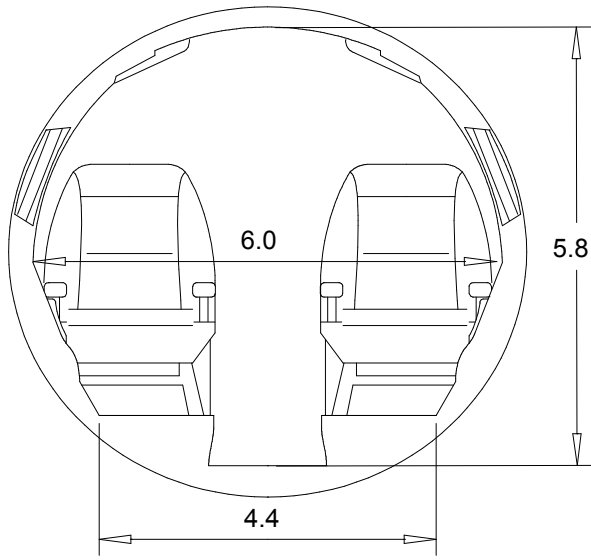
PERFORMANCE COMPARISON

Hawker 800XP

Range-NBAA IFR Res (N.Mi.)			
Seats Full	2,470	-	-
Ferry Range	2,620	-	-
Range-30 Min. Res (N.Mi.)			
Seats Full	-	-	-
Ferry Range	-	-	-
Balanced Field Length (Ft.)	5,200	-	-
Landing Distance - FAR 121	3,700	-	-
Rate Of Climb (Ft/Min)	3,415	-	-
- One Engine Out	470	-	-
Cruise Speed-Max (KTAS)	449	-	-
- Normal	430	-	-
- Long Range	402	-	-
Stall Speed (IAS)	88	-	-
Ceiling-Service MTOW (Ft.)	39,000	-	-
- Service OEI	19,500	-	-
- Hover IGE (Helicopter Only)	-	-	-
- Hover OGE (Helicopter Only)	-	-	-

INTERIOR

Scale = 1:30



Hawker 800XP

Scale = 1:40

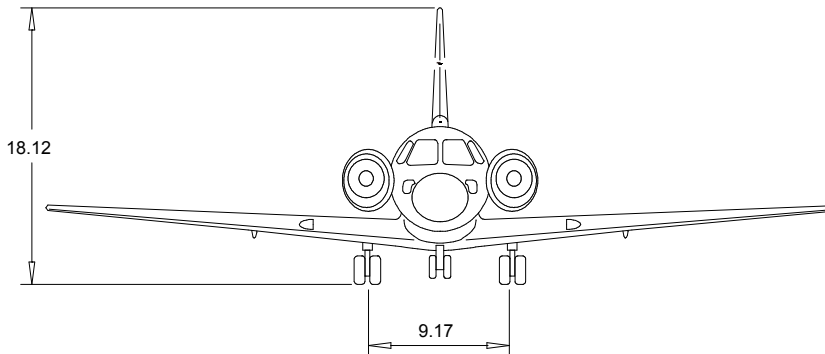
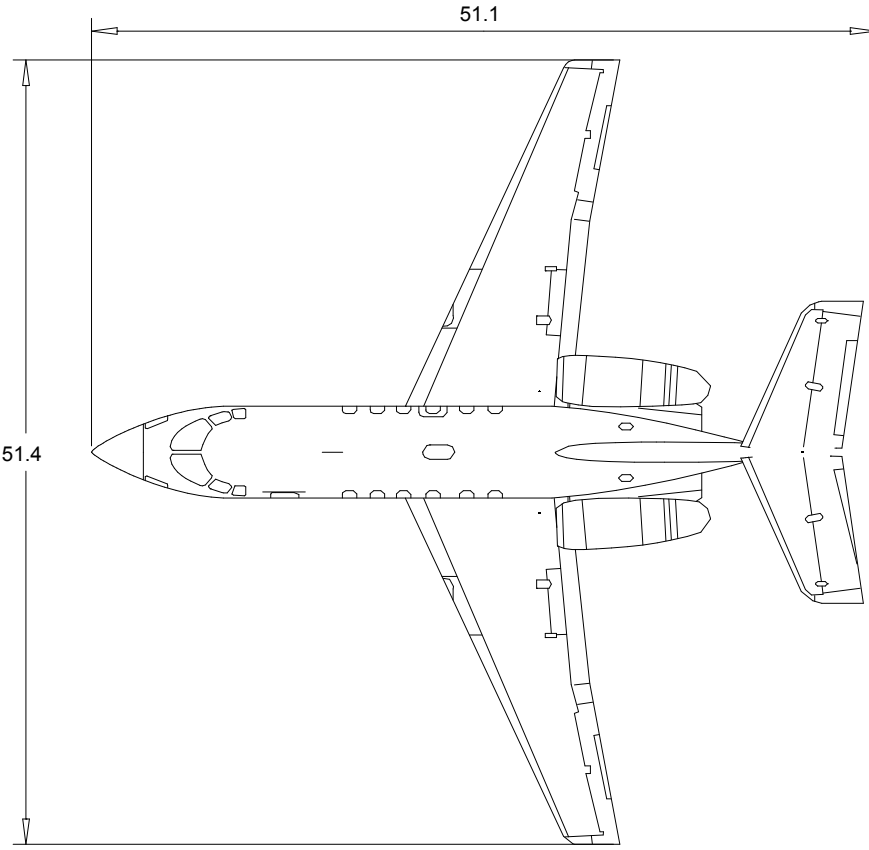
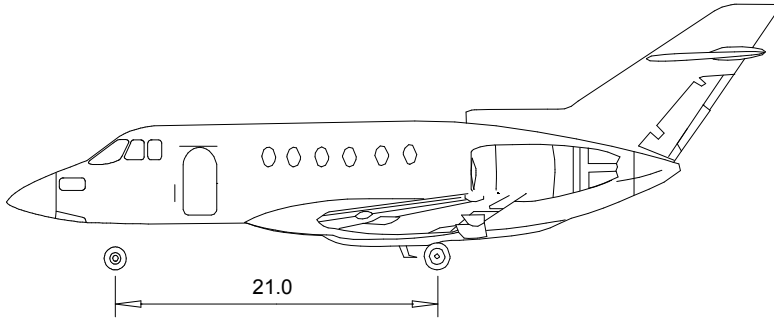
21.3

 - Baggage

All dimensions are measured in Feet unless otherwise specified.

EXTERIOR

Scale = 1:150



All dimensions are measured in Feet unless otherwise specified.

Hawker 800XP

Orleans, Massachusetts (508)255-5975

© 2006 Conklin & de Decker Associates, Inc.